

Important note for the conference in RIKEN


This handout includes important information for the conference in RIKEN.

1, **Getting IC card “PASMO or SUICA”** which can be obtain in **airports only**

PASMO and SUICA are IC card which can be used as a commuter ticket on railways and buses in the greater Tokyo area. These are very convenient cards, as they can also be used for shopping. To have lunch in the RIKEN cafeteria, **PASMO or SUICA are necessary. Credit cards and cash are not available in RIKEN cafeteria.**

Due to the difficulties in availability due to shortage of semiconductor and IC chips, **PASMO and SUICA can be obtained only in airport and terminal railway stations, currently.**

You are **strongly recommended to get PASMO or SUICA in NARITA or HANEDA international airport.** These cards are available for transport from the airport to RIKEN by train. These cards allow your comfortable train transfer in Japan. Otherwise, you will have to buy tickets for each of the many transfers you make during your Tokyo stay.

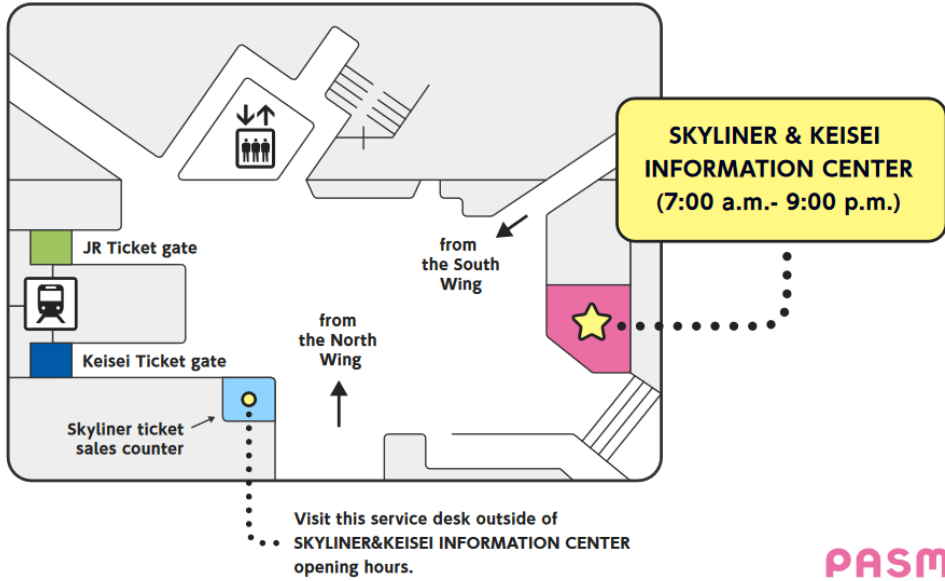


RECOMENDARION: PASMO for visitors to Japan (PASMO PASSPORT) can be obtained in B1 floor of Narita international airport or 2nd Floor of Haneda airport. Maps to get PASMO are as blow.

<https://www.pasmo.co.jp/visitors/en/>

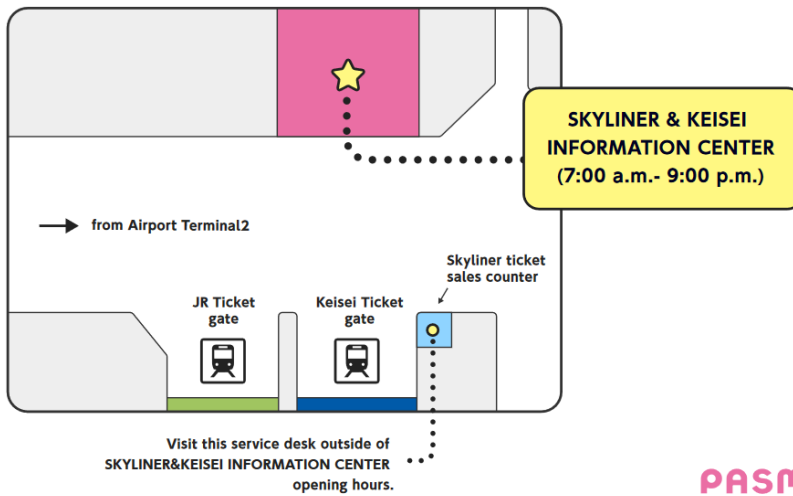
<https://www.pasmo.co.jp/visitors/en/buy/>

✈ Narita Airport Terminal 1 Sta.



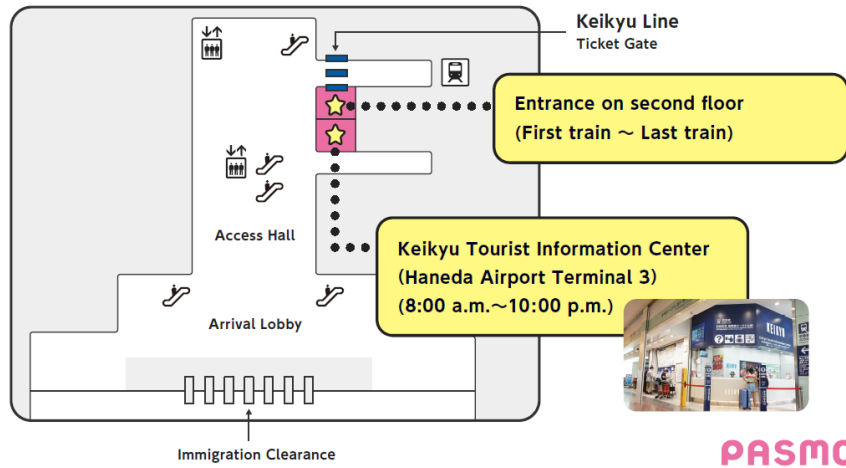
PASMO

✈ Narita Airport Terminal 2, 3 Sta.



PASMO

✈ **Haneda Airport Terminal 3 Sta.**
Haneda Airport Terminal 3 2F Arrival Lobby



SUICA for visitors to Japan (welcome Suica) is **not available in Narita international airport**. It can be obtained in only the Haneda international airport.



2, Getting JPN Yen in Japan

You can get cash of Japanese Yen from ATMs with a credit card in convenient stores around Wako.

Family mart, close to Wako-shi station: VISA, Mastercard

7-Eleven, located between Wako-shi station to RIKEN : VISA, Mastercard, American Express

3, Access to RIKEN

The access map from Narita airport and Haneda airport to RIKEN Wako campus.

<https://www.riken.jp/en/access/wako-map/>

Access Map from Wakoshi station to RIKEN is also Japan Transit Planner HP to search for transfer in Japan

<https://world.jorudan.co.jp/mln/en/>

Sample:

https://world.jorudan.co.jp/mln/en/?p=0&from=Narita&to=Wakoshi&date=06%2F09%2F2024&time=12%3A00&ft=0&ic=0&ut=0&up=0&us=0&nzm=0&nzm_mzh=&sub_lang=ja

a) easy, only 1 time transfer: Shuttle bus to “Ikebukuro” -> Tobu Tojyo line or Tobu Tojyo Line, Tokyo Metro Yurakucho Line, or Tokyo Metro Duktoshin Line “Wakoshi”

b) fast, usual transfer: Keisei line to “Nippori” -> Yamanote line to “Ikebukuro” -> Tobu Tojyo Line, Tokyo Metro Yurakucho Line, or Tokyo Metro Duktoshin Line “Wakoshi”

Shuttle bus from Narita Airport to Ikebukuro station.

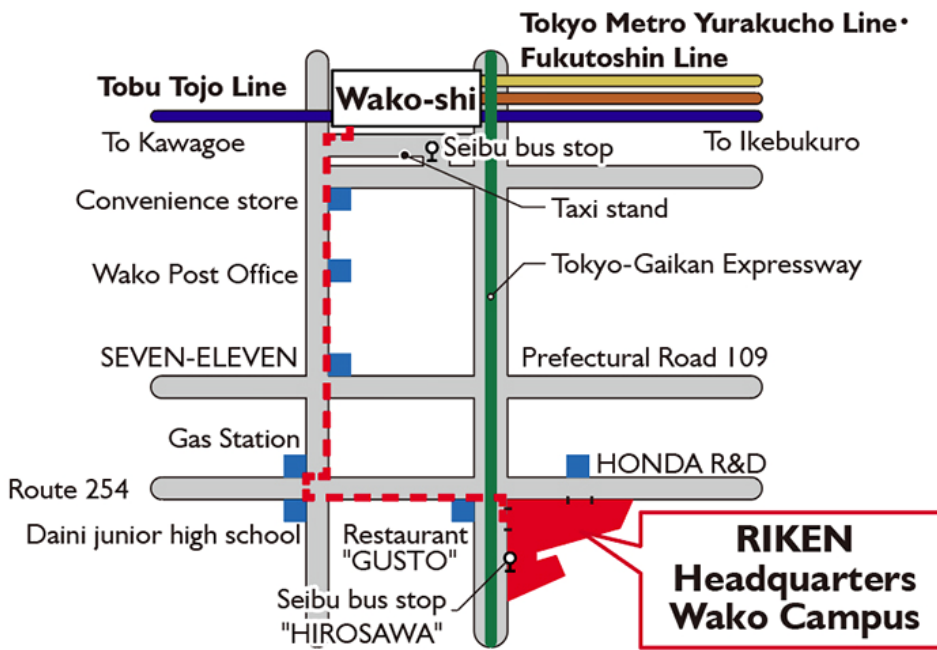
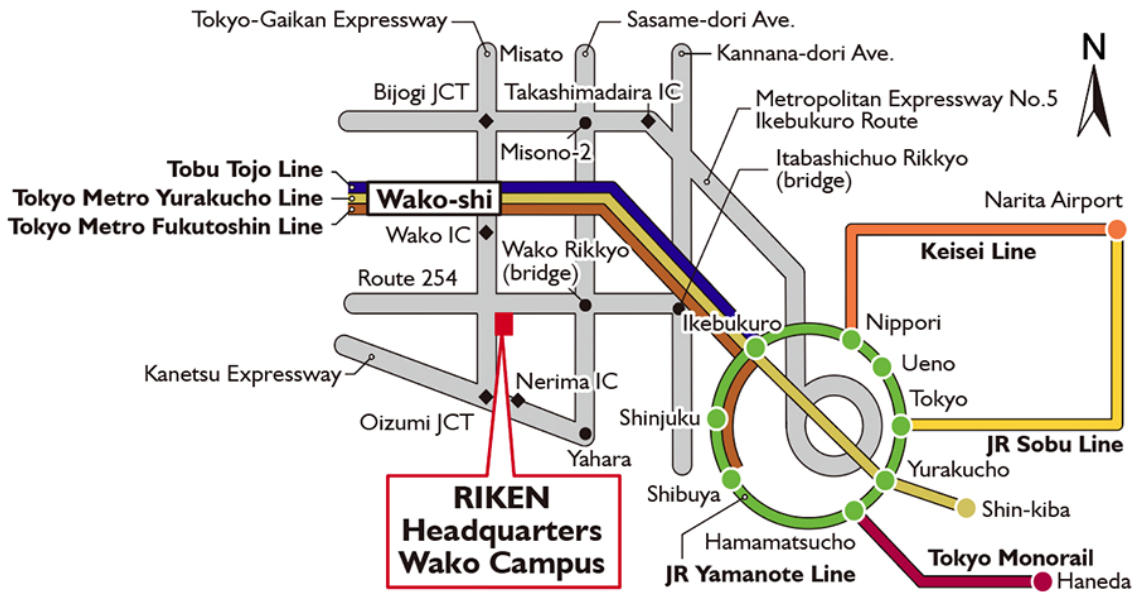
<https://willer-travel.com/en/airport-bus/ikebukuro-narita/>

Shuttle bus from Haneda Airport to Wakoshi station.

<https://www.airport-bus-alliance.com/limousinebus/result-t.html?airport=%E7%BE%BD%E7%94%B0%E7%A9%BA%E6%B8%AF&area=%E7%9F%B3%E7%A5%9E%E4%BA%95%E5%85%AC%E5%9C%92%E9%A7%85%E3%83%BB%E5%92%8C%E5%85%89%E5%B8%82%E9%A7%85&lang=en&frto=1>

Other shuttle bus from Narita and Haneda Airport to terminal stations “Shibuya”, “Shinjuku” and etc. are possible.

To get to Wakoshi Station by train from Ikebukuro or Tokyo area, take the **Tobu Tojyo Line, Tokyo Metro Yurakucho Line, or Tokyo Metro Fukutoshin Line** bound for “Shinrinkoen”, “Kawagoeshi”, “Shiki” or “Wakoshi”. Trains to other destinations go in different directions on the same line.



RIKEN campus map.

Enter to the campus through the west gate only. The ITSF venue is C00 2nd floor in Administrative Headquarters building close to the west gate. Please follow guide or sign board around the west gate.

2-1 Hirosawa, Wako, Saitama. 351-0198, Japan

C51: Tully's Coffee (1F)
8:30-18:30

E01: Nishina RIBF Bldg.
June 13th, RIBF Facility Tour

C61: Cafeteria (1F)
Lunch 11:45-13:30
Dinner 17:30-20:00

ATM: (Mitsubishi-Tokyo UFJ)
8:45-18:00

C72: Convenience Store
8:30-18:00

C00: 2F Large Conference Room, Administrative Headquarters ITSF2024

West Gate Guard Sta.:
June 10th
Please follow the guidance of ITSF staff to the conference site.

ITSF2024

June 11th - 14th
Show your ITSF name card and temporary entry card to the guard to enter the campus.

Bus Meeting Point
June 12th : to J-PARC
June 13th : to Kawagoe (Banquet)

South Area

S01	Bioscience Bldg.
S02	Chemical Bldg.
S11	Instrumentation Bldg.
S13	Sustainable Energy Bldg.
S14	Sustainable Energy Bldg.
S21	RI Center
S22	Neutron Application Bldg.
S23	South Area

East Area

E01	Nishina RIBF Bldg.	E21	Nishina Prefab Bldg. II
E02	Nishina Bldg. / Nishina Hall	E22	CNS The University of Tokyo
E03	Nishina Prefab Bldg. I	E91	International House (H)
E04	Nishina LINAC Laboratory	E92	International House (F)

理化学研究所は 2024年4月から 敷地内全面禁煙です

変換可能なない社会モデル
理化学研究所

All RIKEN Campuses will be **Smoke-Free from April 2024**

The main session room is at 2nd floor of the Administrative Headquarters building.

