

Access to RIKEN

1, Access to RIKEN

The access map from Narita airport and Haneda airport to RIKEN Wako campus.

<https://www.riken.jp/en/access/wako-map/>

Access Map from Wakoshi station to RIKEN is also Japan Transit Planner HP to search for transfer in Japan

<https://world.jorudan.co.jp/mln/en/>

Sample:

https://world.jorudan.co.jp/mln/en/?p=0&from=Narita&to=Wakoshi&date=06%2F09%2F2024&time=12%3A00&ft=0&ic=0&ut=0&up=0&us=0&nzm=0&nzm_mzh=&sub_lang=ja

a) easy, only 1 time transfer: Shuttle bus to “Ikebukuro”-> Tobu Tojyo line or Tobu Tojyo Line, Tokyo Metro Yurakucho Line, or Tokyo Metro Fukutoshin Line “Wakoshi”

b) fast, usual transfer: Keisei line to “Nippori” -> Yamanote line to “Ikebukuro”-> Tobu Tojyo Line, Tokyo Metro Yurakucho Line, or Tokyo Metro Fukutoshin Line “Wakoshi”

Shuttle bus from Narita Airport to Ikebukuro station.

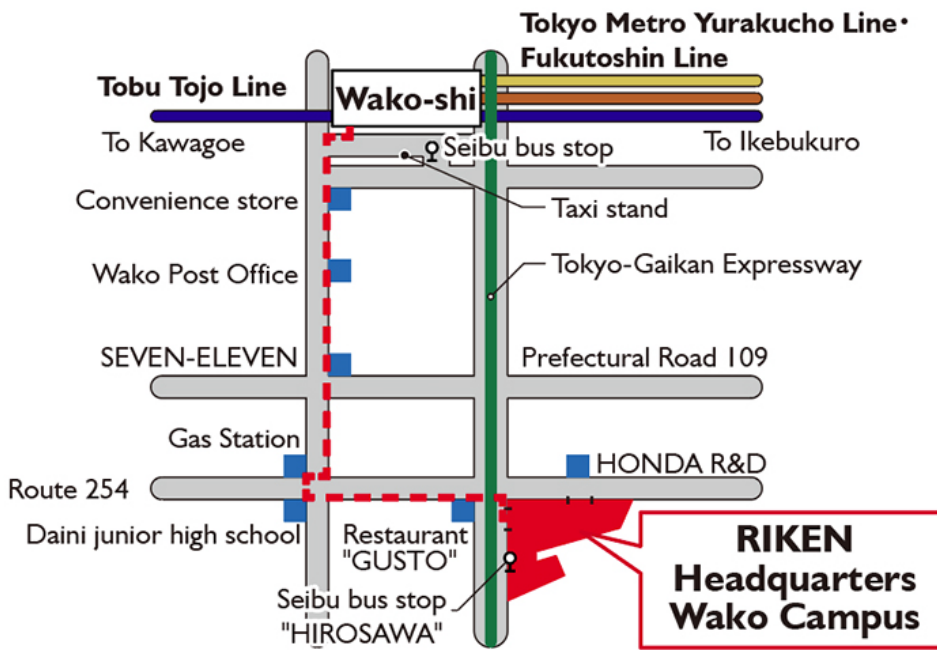
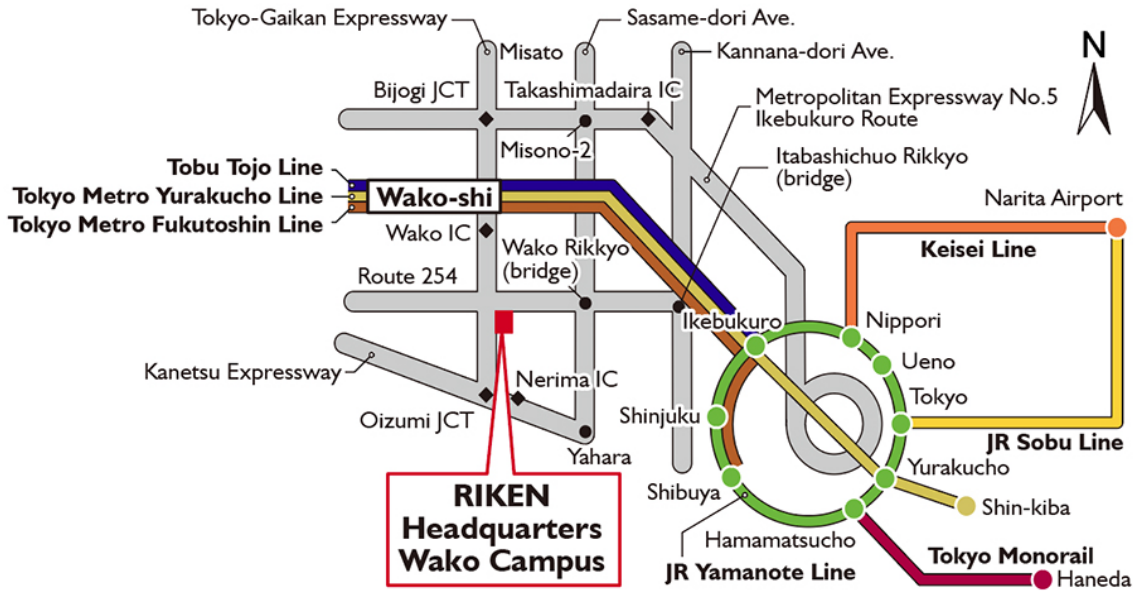
<https://willer-travel.com/en/airport-bus/ikebukuro-narita/>

Shuttle bus from Haneda Airport to Wakoshi station.

<https://www.airport-bus-alliance.com/limousinebus/result-t.html?airport=%E7%BE%BD%E7%94%B0%E7%A9%BA%E6%B8%AF&area=%E7%9F%B3%E7%A5%9E%E4%BA%95%E5%85%AC%E5%9C%92%E9%A7%85%E3%83%BB%E5%92%8C%E5%85%89%E5%B8%82%E9%A7%85&lang=en&frto=1>

Other shuttle bus from Narita and Haneda Airport to terminal stations “Shibuya”, “Shinjuku” and etc. are possible.

To get to Wakoshi Station by train from Ikebukuro or Tokyo area, take the **Tobu Tojyo Line**, **Tokyo Metro Yurakucho Line**, or **Tokyo Metro Fukutoshin Line** bound for “Shinrinkoen”, “Kawagoeshi”, “Shiki” or “Wakoshi”. Trains to other destinations go in different directions on the same line.



RIKEN campus map.

Enter to the campus through the west gate only. The ITSF venue is C00 2nd floor in Administrative Headquarters building close to the west gate. Please follow guide or sign board around the west gate.

2-1 Hirosawa, Wako, Saitama. 351-0198, Japan

C51: Tully's Coffee (1F)
8:30-18:30

E01: Nishina RIBF Bldg.
June 13th, RIBF Facility Tour

C61: Cafeteria (1F)
Lunch 11:45-13:30
Dinner 17:30-20:00

ATM: (Mitsubishi-Tokyo UFJ)
8:45-18:00

C72: Convenience Store
8:30-18:00

C00: 2F Large Conference Room, Administrative Headquarters ITSF2024

West Gate Guard Sta.:
June 10th
Please follow the guidance of ITSF staff to the conference site.

ITSF2024

June 11th - 14th
Show your ITSF name card and temporary entry card to the guard to enter the campus.

Bus Meeting Point
June 12th : to J-PARC
June 13th : to Kawagoe (Banquet)

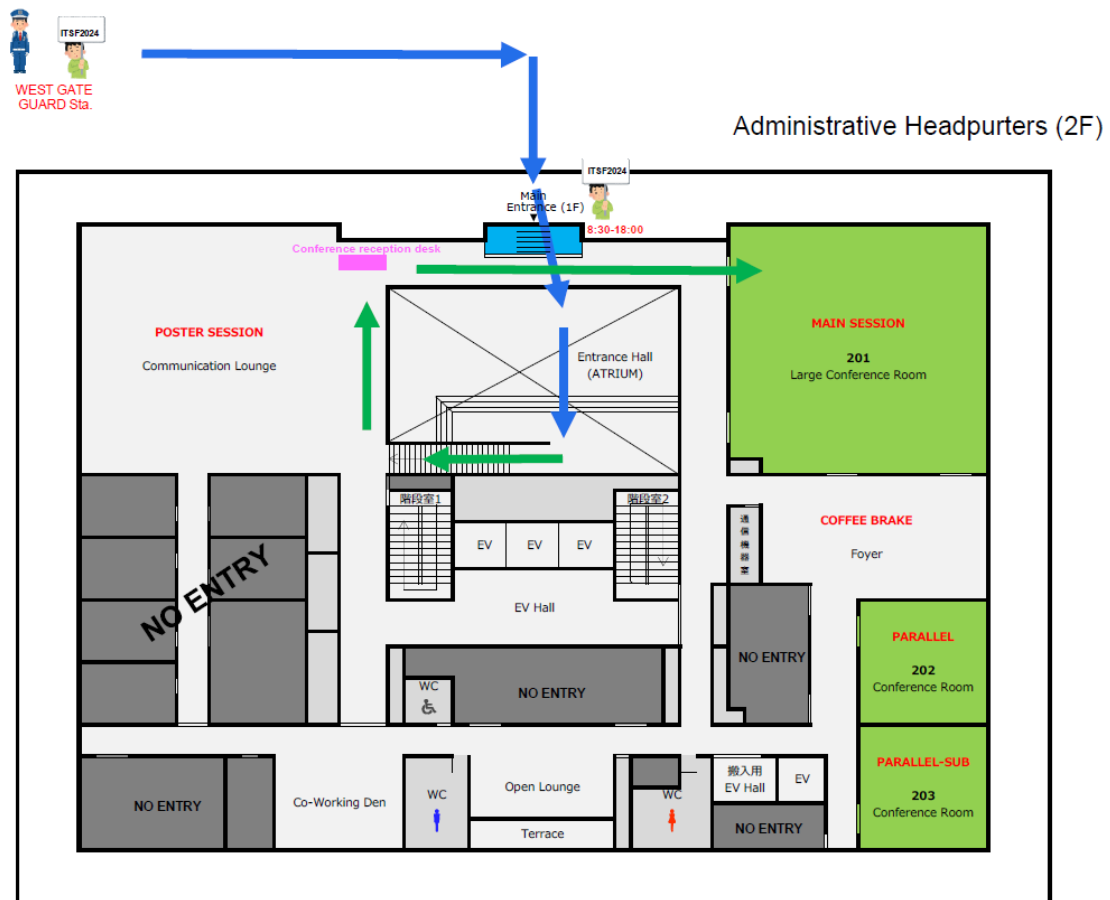
South Area	
S01	Bioscience Bldg.
S02	Chemical Bldg.
S11	Instrument Research Facility
S13	Sustainable Energy Research Facility
S14	Sustainable Energy Research Facility
S21	RI Center
S22	Neutron Application Research Facility
S23	South Area

East Area	
E01	Nishina RIBF Bldg.
E02	Nishina Bldg. / Nishina Hall
E03	Nishina Prefab Bldg. I
E04	Nishina LINAC Laboratory
E21	Nishina Prefab Bldg. II
E22	CNS The University of Tokyo
E91	International House (H)
E92	International House (F)

理化学研究所は
2024年4月から
敷地内全面禁煙です

All RIKEN Campuses will be
**Smoke-Free from
April 2024**

The main session room is at 2nd floor of the Administrative Headquarters building.



2, Getting JPN Yen in Japan

You can get cash of Japanese Yen from ATMs with a credit card in convenient stores around Wako.

Family mart, close to Wako-shi station: VISA, Mastercard

7-Eleven, located between Wako-shi station to RIKEN : VISA, Mastercard, American Express